

Guess 4001 & Guess 4002

Quiet
Stable platform
High SWL



Our Homecare beds Guess 4001 and Guess 4002 are very similar but come in two sizes making them stable and safe for clients in all sizes. The first model is in a standard size, and the second has a higher SWL and a wider platform for clients of size. Equipped with quiet motors the beds offer a calm and comfortable experience.

Homecare beds Guess 4001 & 4002

Our homecare beds Guess 4001 and Guess 4002 comes in one standard and one larger model. The bariatric capabilities of the Guess 4002 includes a large steel platform with a width of 45". It is able to safely and comfortably take care of clients of size, up to 705lbs.

Functions

The beds are electric yet quiet and smooth. With the sturdy and stable steel platforms they ensure client safety at all times. The beds come with a battery back-up and an easily accessible actuator for efficient maintenance when needed. Both beds are equipped with hand controls, enabling both client and personnel to

control bed positioning needed for every situation, including the Trendelenburg function. The beds are foldable and easy to set up, without any tools.

Quality

At every stage of the development process, every single product is given extensive attention in design, development and manufacturing. This means that a user of this product can feel confident with its reliability and safety.

Kenmak

part of the Human Care Group

Human Care AB is a distributor
of Kenmak



Walking Aids



Lifting Solutions



Healthcare Beds

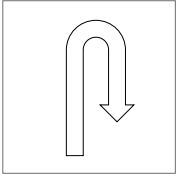


Hygiene



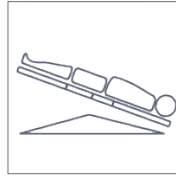
Convertible chairs

Functions




Foldable platform

Both beds are easily folded in the middle of the platform, and can then be kept away in storage.



Trendelenburg

Both beds have 16 degrees Trendelenburg function.



Efficient maintenance

Easily accessible actuator for efficient maintenance when needed.



Battery back up

The beds come equipped with battery back-up for emergency situations.



Side Rails

Two side rails available, in 1/5 and 1/4.

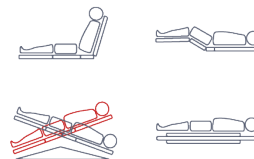


Remote control

Control for both patient and healthcare staff. Large and easy to use.

Technical specifications Guess 4001

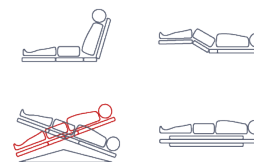
Guess 4001			
Art. nr:	Guess 4001	Height Range (Min-Max):	33 cm - 63 cm / 13 - 24.8" (without mattress)
Sleep Plane (L x W):	195 cm x 91 cm / 78,8 x 33,5"	Bed Measurements (L x W):	215 cm x 104 cm / 84,6 x 41"
Rated Voltage Distance:	110 / 220 Volt	IP-number:	IPX6
Rated Frequency:	50 / 60Hz	Product Weight:	100 kg / 220 lb
Maximum User Weight:	180 kg / 400 lb	Max load capacity:	230 kg / 507 lb
Mode of operation:	2 minutes on / 18 minutes off		



= 230 kg / 507 lbs

Technical specifications Guess 4002

Guess 4002			
Art. nr:	Guess 4002	Height Range (Min-Max):	33 cm - 63 cm / 13 - 24.8" (without mattress)
Sleep Plane (L x W):	195 cm x 101 cm / 78,8 x 40"	Bed Measurements (L x W):	215 cm x 114 cm / 84,6 x 45"
Rated Voltage Distance:	110 / 220 Volt	IP-number:	IPX6
Rated Frequency:	50 / 60Hz	Product Weight:	105 kg / 235 lb
Maximum User Weight:	273 kg / 600 lb	Max load capacity:	320 kg / 705 lb
Mode of operation:	2 minutes on / 18 minutes off		



= 320 kg / 705 lbs

We improve freedom of movement and quality of care for people.

www.humancaregroup.com



HUMAN CARE SWEDEN (HQ)
 Årstaängsvägen 21B
 117 43 Stockholm
 +46 8 665 35 00
 info@humancaregroup.com

HUMAN CARE CANADA
 10-155 Colonnade Road
 ON K2E 7K1 Ottawa
 +1 613 723 6734
 info.ca@humancaregroup.com

HUMAN CARE THE NETHERLANDS
 Elspeterweg 124
 8076 PA Vierhouten
 +31 577 41 21 71
 info.nl@humancaregroup.com

HUMAN CARE UNITED STATES
 8006 Cameron rd, Suite K
 TX 78754 Austin
 +1 5 124 76 7199
 info.us@humancaregroup.com